



CONTROL VALVES (CONTINUED)


Kingston Control Valves are used for air, gas, steam, and liquid applications. Our Control Valves are used in air dryers, nitrogen generators, agricultural sprayers, inground lifts, car wash systems, floorcare and upholstery cleaning wands, and other related applications.




253/254 /258/259
Sizes: 1/4"
Pressure: Max 350 PSI




251FT/251-30
Sizes: 1/4"
Pressure: Max 1200 PSI




167
Sizes: 1/8"
Pressure: Max 500 PSI




159A Regulator
Sizes: 3/4"
Pressure Range Max 150 PSI




305A/305B
Sizes: 1/4" to 1-1/4"
Pressure: Max 400 PSI



302/303
Sizes: 1/2"
Pressure: Max 200 PSI



301AC
Sizes: 1/4"
Pressure: Max 200 PSI



294/298
Sizes: 1/4"
Pressure: Max 150 PSI

BALL VALVES (KBV) MINI BALL VALVES (KMBV) SOLENOID VALVE (KN)



Full Port Brass Female to Female Design
600 W.O.G. 150 WSP rating
For use with Air, Water, Oil or Inert Gases
Available in: 1/4", 3/8", 1/2", 3/4", 1", 1 1/4", 1 1/2", 2", NPT



Chrome Plated Ball. Full Port Design.
Max Operating Pressure 400 W.O.G.
Available in 1/8", 1/4", 3/8", 1/2"
FxF, FxM, MNPT x Barb construction.
Special Configurations Available Upon Request.



The Internally Piloted Industrial Solenoid Valves (KN) are used for carwash and reclaimed water systems, and agricultural and municipal water applications.

CONTACT KINGSTON VALVES

www.KingstonValves.com
(800) 210 - 2525
sales@kingstonvalves.com

23201 NORMANDIE AVE
TORRANCE, CA 90501



SAFETY RELIEF VALVES CONTROL VALVES CHECK VALVES
BALL VALVES & MINI BALL VALVES CONDENSATE DRAIN VALVES
PILOT & UNLOADER VALVES

www.KingstonValves.com (800) 210 - 2525 sales@kingstonvalves.com


SAFETY RELIEF VALVES

Pressure Relief Valves are used to protect systems from over pressurization. Kingston Valves offers safety valves for air, gas, steam and liquid applications. Our safety valves are used on compressed air systems, air dryers, air tanks, steam sertilizers, boilers and other related applications.


ASME CODE VALVES

KINGSTON KSV & KHV Safety Valves


The KSV & KHV Line offers a diverse range of high-quality, ASME-certified safety valves designed for industrial applications requiring precision, reliability, and corrosion resistance. ASME Code Section XIII and National Board Certified. This line includes the KSV, KSVCRF, and KHV25 Models, each designed to meet stringent safety and performance standards.




KNGM45
Sizes: 1/2" and 3/4"
Pressure Range: 15-75 PSI
Available in: Brass
Soft Seat




112CSS/CR
Sizes: 1/4", 3/8", 1/2"
Pressure Range: 25-300 PSI*
Available in: Brass, Stainless Steel
Hard Seat




115/115CR
Sizes: 1/4," 3/8", 1/2"
Pressure Range: 25-300 PSI*
Available in: Brass, Stainless Steel
Soft Seat




118CSS
Sizes: 1/4"to 1"
Pressure Range: 25-300 PSI
Hard Seat




119CSS
Sizes: 1/4" to 1"
Pressure Range: 25-300 PSI
Hard Seat



110C
Sizes: 1/4," 3/8"
Pressure Range: 25-600 PSI
Hard Seat



114
Sizes: 1/4", to 1"
Presure Range: 25-300 PSI*
Soft Seat



710D
Sizes: 1/4" to 1"
Pressure Range: 15-400 PSI
Soft Seat

* = Steam Rated Service 35 to 50PSI | Contact Kingston for more Information

NON CODE VALVES



128A/130
Sizes: 1/8", 1/4"
Pressure: Max 300 PSI
Soft Seat



111X
Sizes: 1/4"
Pressure: Max 400 PSI
-250° to 300°F
Soft Seat



100SS
Sizes: 1/8" to 1/2"
Pressure: Max 300 PSI
Hard Seat



103/SS/H/D /120
Sizes: 1/4" to 3/4"
Pressure Range: 5-1000 PSI


KINGSTON KNG Series Safety Valves


ASME Code Sections I & XIII, for air, gas, steam and liquid applications. Available in bronze, carbon steel, and stainless steel construction with a variety of seat materials available. 1/2" to 2-1/2" inlet and D to J orifice sizes.


Refer to KNG Catalog for more information.





CONDENSATE DRAIN VALVES




KTD-S-B-24 (Dual Inlet)
1/4" NPTF
1/2" NPTM
Pressure: Max 300 PSI
C  US



KTD-B-04 (1/2")
KTD-B-02 (1/4")
Pressure: Max 230 PSI
C  US



KTD Strainer
1/4" KTD-S-02
1/2" KTD-S-04
Pressure: Max 300 PSI



620
Sizes: 3/8"
Pressure: Max 400 PSI

PILOT & UNLOADER VALVES



KPU
Sizes: 1/8" to 1-1/4"
Pressure Range: 20-450 PSI
Available in: Brass



KPV
Sizes: 1/8" to 1-1/4"
Pressure Range: 20-450 PSI
Available in: Brass



621 Unloader
Sizes: 1/2" and 1"
Pressure Range: Max 300 PSI



Pilot Actuators
329
Sizes: 1/8"
Pressure: Max 125 PSI



331
Sizes: 1/4"
Pressure: Max 100 PSI

CHECK VALVES

Kingston Check Valves are largely used on compressed air systems, air dryers, and other related compressed or liquid applications to prevent back pressure/flow.



KCV234
Sizes: 3/8" to 1- 1/4"
Pressure: Max 400 PSI



226/226A/226T
Sizes: 1/4" to 3/4"
Pressure: Max 400 PSI



215A
Sizes: 1/4", 3/8", 1/2"
Pressure: Max 400 PSI

ANTI-HAMMER



205
Sizes: 3/8" to 2"
Pressure: Max 400 PSI



227
Sizes: 1/4"
Pressure: Max 300 PSI

KINGSTON ANGLE CHECK VALVE (KAC)

Non-return valve for backflow prevention.

Sizes: 3/8" to 2"

Cracking Pressure: up to 2.9 PSI

Temperature: 14°F to 428°F

- Compact design
- Easy to install and operate
- Durable and long service life



CONTROL VALVES

Kingston Control Valves are used for air, gas, steam, and liquid applications. Our Control Valves are used in air dryers, nitrogen generators, agricultural sprayers, inground lifts, car wash systems, floorcare and upholstery cleaning wands, and other related applications.

KINGSTON PNEUMATIC ANGLE SEAT VALVE (KAV)

Sizes: 3/8" to 2-1/2"

Operating Pressure: up to 232 PSI


Temperature: -20°F to 400°F

The externally piloted angle seat valve is operated with a single or double-acting piston actuator. Available in three different materials. Achieves high flow rates and minimizes pressure drop through the valve.





292
Sizes: 1/4"
Pressure: Max 150 PSI



296
Sizes: 1/4"
Pressure: Max 150 PSI